




#PANTHER FOOTBALL


2013 PRAIRIE VIEW A&M FOOTBALL GAME WEEK




 Saturday, Aug. 31 • 7:00 p.m. W, 37-13
@ TEXAS SOUTHERN
BBVA Stadium, Houston, Texas


 Saturday, Sept. 7 • 6:00 p.m. L, 28-3
@ TEXAS STATE
Bobcat Stadium, San Marcos, Texas


 Saturday, Sept. 14 • 6:00 p.m.
@ SOUTHERN
A.W. Mumford, Baton Rouge, La.


 Saturday, Sept. 21 • 6:00 p.m.
@ ALABAMA A&M
Blackshear Field, Prairie View, Texas

 Saturday, Sept. 28 • 4:00 p.m.
@ STEPHEN F. AUSTIN
Homer Bryce Stadium, Nacogdoches, TX


 Saturday, Oct. 5 • 4:30 p.m.
vs. GRAMLING
The Cotton Bowl, Dallas, Texas

 Saturday, Oct. 12 • 1:00 p.m.
@ ALABAMA STATE
New Hornet Stadium, Montgomery, Ala.

 Saturday, Oct. 19 • 2:00 p.m.
vs. MISSISSIPPI VALLEY
Blackshear Field, Prairie View, Texas

 Saturday, Oct. 26 • 4:00 p.m.
JACKSON STATE
Independence Stadium, Shreveport, La.

 Thursday, Nov. 7 • 6:30 p.m.
@ ALCORN STATE
Spinks-Casem Stadium, Alcorn State, Miss.

 Saturday, Nov. 16 • 1:00 p.m.
vs. ABILENE CHRISTIAN
Blackshear Field, Prairie View, Texas

 Saturday, Nov. 23 • 1:00 p.m.
vs. ARKANSAS-PB
Blackshear Field, Prairie View, Texas

FOLLOW THE PANTHERS ON...

 **Twitter**
 PVPantherAthletics

 **Instagram**
 PVPantherAthletics

 **Facebook**
 Prairie View A&M Athletics

BLACK COLLEGE NATIONAL CHAMPIONS • 1953 • '54 • '58 • '63 • '64
SWAC CHAMPIONS • 1931 • '33 • '51 • '52 • '53 • '54 • '58 • '60 • '63 • '64 • '09


PRAIRIE VIEW A&M QUICK HITS

MEDIA
RADIO: KPVM 91.3 FM
PxP: Leonard Moon
Press Box #: (225) 771-2522
SID: Ryan McGinty (rjmcginty@pvamu.edu)

INTERNET/TV
VIDEO: n/a
TV: Cox Sports Television
KPVM Audio: www.pvamu.edu/kpvm

SERIES HISTORY
Series Rec.: SU leads 50-26-3
Last PVAMU Win: 49-29, 2012
Last SU Win: 12-2, 2007
Current Win Streak: PV, 5
Biggest Margin of Victory (PV): 60-14, 1964
Biggest Margin of Victory (SU): 63-0, 1996
Longest Winning Streak (SU): 16, '72-87,89-05
Longest Winning Streak (PV): 5, 2008-'12

THE COACHES

Heishma Northern (Southern '96) PV Record: 9-15 (3rd year) Overall: 9-15 (3rd year) Northern vs. Southern: 2-0		Dawson Odums (N. Carolina Central '97) SU Record: 4-7(2nd year) Overall: 4-7 (2nd year) Odums vs. PV: 0-1
---	---	--

THE GAME

PRAIRIE VIEW A&M AT SOUTHERN

Saturday, Sept. 14 • 6 p.m.

A.W. Mumford Stadium • Baton Rouge, La.

The Prairie View A&M Panthers close out their three-game road swing this Saturday in Baton Rouge, La. as they prepare to face Southern University in a 6 p.m. SWAC West showdown at A.W. Mumford Stadium.

Saturday's game marks the second divisional contest for the Panthers in three weeks while Southern opens SWAC play after two weeks of non-conference games. For the third straight week, the Panthers will be showcased on television as the game will be televised by Cox Sports TV. During pregame festivities, Southern will honor the 20th anniversary of the 1993 team which won a SWAC Championship and Black College National Championship in former coach **Pete Richardson's** first season. Three members of the Panther coaching staff were apart of the team during that time.

2013 PANTHER FOOTBALL

OFFICE OF SPORTS INFORMATION
<p>Ryan McGinty - SID* E-mail: rjmcginty@pvamu.edu</p> <p>Chris Elliott - Assistant SID E-mail: cjelliott@pvamu.edu</p> <p><i>*denotes main football contact</i></p> <p>Office Phone: (936) 261-9140/9106 Office FAX: (936) 261-9159</p>
MAILING ADDRESS
<p>Prairie View A&M University Department of Athletics PO Box 519 Mail Stop 1500 Prairie View, Texas 77446</p>
INTERNET ACCESS
<p>For the latest in the Prairie View A&M University Department of Athletics, please view www.PVPanthers.com. The site features up-to-date team news, statistics, rosters, depth charts in addition to links of interest.</p>
SWAC TELECONFERENCE
<p>This call is available to media each Monday. To receive information on how to call-in, contact the SWAC Office at 205-251-7573 or e-mail z.lewis@swac.org.</p> <p>The schedule is as follows:</p> <p>10:00 -- SWAC News 10:05 -- Anthony Jones, AAMU 10:15 -- Reggie Barlow, Alabama St. 10:25 -- Jay Hopson, Alcorn State 10:35 -- Monte Coleman, Arkansas-PB 10:45 -- Doug Williams, GSU 10:55 -- Rick Comegy, Jackson State 11:05 -- Karl Morgan, MVSU 11:15 -- Heishma Northern, PVAMU 11:25 -- Dawson Odums, Southern 11:35 -- Darrell Asberry, TSU 11:45 -- Commissioner's Corner 12:00 -- SIGN-OFF</p>

PANTHER GAME WEEK AVAILABILITY				
Monday	Tuesday	Wednesday	Thursday	Friday
Heishma Northern on SWAC Conference Call (11:15 a.m.)	Players and coaches available for post-practice interviews. (4:00 p.m.)	Players and coaches available for post-practice interviews. (4:00 p.m.)	Call SID Office on Wednesday to arrange	Depends on team travel plans

ABOUT THE SOUTHERN JAGUARS

The Southern Jaguars are off to a rough start after surrendering a total of 127 points in their first two games of the season to FBS Houston and Northwestern State. Led by second-year head coach **Dawson Odums**, the Jaguars were picked to finish ahead (second) of Prairie View A&M in the SWAC West race this fall.

Despite their struggles, the Jaguars are led by senior quarterback **Dray Joseph**, an All-SWAC selection who has passed for 442 yards and three touchdowns. Newcomer **Willie Quinn** has also impressed with nine receptions and two touchdowns on offense along with a kick return for a touchdown. Defensively, **Daniel Brown** is the leading tackler with 26 stops and a half-sack.

LAST TIME THEY MET

Prairie View A&M 49, Southern 29
Oct. 27, 2012 • Independence Stadium • Shreveport, La.

De'Auntre Smiley passed for four touchdowns and ran for a fifth as Prairie View A&M pulled away for a 49-29 victory over Southern University on Saturday night.

The Panthers (3-5, 3-3 Southwestern Athletic Conference), trailing 29-28 after three quarters, used a 21-0 fourth quarter to beat Southern (3-5, 2-4). The last of those three Prairie View touchdowns came on a 62-yard run by Smiley, who gained 170 yards in 14 carries.

His four scoring passes were distributed evenly, one in each quarter. Two went to **Spencer Nelson**, who also rushed for a touchdown. Smiley, 29-of-38 passing for 398 yards, also connected with **Deandre Cooper** and **Gabe Dunlap** for touchdowns.

For Southern, quarterback **Dray Joseph** completed 24 of 37 passes for 317 yards and four scores. Two of those touchdown passes went to **Lee Doss**, with **Charles Hawkins** and **Michael Berry** grabbing one apiece.

Prairie View outrushed Southern 247-90.

2013 PANTHER FOOTBALL

PRAIRIE VIEW A&M

Location:.....Prairie View, Texas
Founded:.....1876
Enrollment:.....8,900
Affiliation:.....NCAA I
Conference:.....SWAC
Nickname:.....Panthers
School Colors:.....Purple and Gold
Stadium:.....Blackshear (6,000)
Surface:.....Natural Grass
President:.....Dr. George C. Wright
Ath. Director:.....Ashley Robinson
SWA:.....Alicia Pete

HISTORY

First Year of Football:.....1907
Black College Titles:.....5
SWAC Titles:.....11
Post-Season Record:.....1-1

COACHING STAFF

Heishma Northern	3rd season Head Coach
Prince Pearson	10th season Assistant HC / Offensive Line
Charles McMillian	1st season Defensive Coordinator
Mark Orlando	3rd season Offensive Coordinator/Quarterbacks
Miles Brandon	9th season Defensive Line
Raasaan Haralson	4th season Outside Linebackers
Brian Morgan	3rd season Inside Linebackers/Special Teams
Bubba McDowell	3rd season Defensive Backs
Harry Williams	3rd season Wide Receivers
Clyde Edwards	1st season Running Backs
K.J. Black	1st season Graduate Assistant
Cody Haralson	2nd season Defensive Student Assistant
Anthony Nunley	1st season Defensive Student Assistant

THE SWAC

Zena Lewis • Media Relations
www.SWAC.org • (205) 251-7573

THE LAST TIME

Prairie View has won five straight over Southern which marks its longest winning streak over the Jaguars since a three-game run from 1962 to 1964.

This is the longest streak the Panthers have had over the Jaguars since the series began in the 1930s.

UNFRIENDLY PLACE

A.W. Mumford Stadium hasn't been kind to the Panthers over the past two decades as Prairie View has won only three games in the venue since 1988.

From 1991 to 2007, SU won nine straight in Baton Rouge, La. before PV ended the curse with a win in 2009 and 2011.

NEW CHANGES

For the first time since the 2005 campaign, all eyes will be on the defensive side of the ball as the team unveiled a revamped scheme under new defensive coordinator **Charles McMillian**.

After finishing ninth in total defense last fall, head coach **Heishma Northern** made several personnel changes on the defensive side of the ball during the offseason which began with McMillian's hire. In addition to adding McMillian, Northern also reshuffled the defensive staff and moved running backs coach **Brian Morgan** to inside linebackers while cornerbacks coach **Raasaan Haralson** moves to outside linebackers.

A former defensive coordinator at Prairie View A&M and Grambling State in addition to coaching on the offensive side of the ball while beginning his coaching career, Northern said the changes remind him of a similar staff change early in his career at Grambling State which began a run of three straight SWAC Championships.

REUNION TIME

Saturday's contest in Baton Rouge will feature an assortment of storylines headlined by PV head coach **Heishma Northern** returning to his alma mater.

A 1996 mathematics education graduate of Southern University, Northern is a Baton Rouge native and former player at Southern under **Marino Casem** and **Pete Richardson**. He was a finalist for their head coaching position in 2009 and still has tons of family living in the area.

Northern's college teammate, defensive backs coach **Raasaan Haralson**, played defensive back at Southern and won a pair of Heritage Bowls in 1993 and 1995. A Baton Rouge native,

2013 PANTHER FOOTBALL

Haralson also coached at LSU and Tennessee.

Lastly, offensive coordinator **Mark Orlando** returns to “The Bluff” for the first time since 2009.

From 1993 to 2001, the Jaguars were the envy of Division I-AA, the SWAC and Black College Football as Orlando helped Southern compile five SWAC Championships and four HBCU National Championships. Offensively, the Jaguars ranked amongst the nations best as three of Southern’s offensive career record holders occurred under his watch in quarterback **Bryant Lee**, running back **Steve Wofford** and wide receiver **Michael Hayes**.

Orlando returned to SU in 2004 and picked up where he left off as quarterback Lee flourished under Orlando’s watch. Lee concluded his career at Southern as the school’s all-time leader in passing yardage and touchdowns while wide receiver **Juamorris Stewart** burst on to the scene with a monster senior campaign that saw him top the 1,000-yard mark in receiving following the 2009 season.

Orlando, Haralson and Northern will be honored during pregame as members of the 1993 Jaguar team which won the SWAC.

THE COACHES		
Northern.....		Odums
9	Wins	4
15	Losses	7
—	BCF Titles	—
—	League Titles	—

HISTORY REPEATED

Prairie View A&M has reentered into treacherous waters the program worked tirelessly to navigate out of over the past few decades.

The Panthers finished 3-8 last season and 3-6 in league play after picking up their first three wins in the month of October last season. As a result, the team suffered their second consecutive losing campaign. The last time the Panthers had back-to-back losing seasons occurred in 2005 and 2006.

RUN, RUN, RUN

The Panthers ranked third amongst SWAC teams in rushing last fall with an average of 186.7 yards per outing and 20 rushing touchdowns. With the majority of its offensive line back along with both running backs, that number should trend upward once again.

Junior **Courtney Brown** started off on a strong note with 98 yards and two touchdowns in the season opener at TSU.

DO A LITTLE OF ALL

Sophomore running back **Johnta’ Hebert** is a dual threat for the Panthers after leading the SWAC with 121.7 all-purpose yards as a true freshman. The school record holder for most kickoff return yardage (926 yards), Hebert is also a threat in the return game in addition to the running and passing games.

SPREADING THE WEALTH

Playing wide receiver in offensive coordinator **Mark Orlando’s** offense has to be exciting as a total of 16 players caught a pass last fall.

The Panthers will either match or exceed that total this fall as nine players have caught passes up to this point. Senior **Deandre Cooper** leads the way with 14 receptions for 115 yards while junior **Gabe Dunlap** follows with 11.

2013 PANTHER FOOTBALL

PVAMU RECORD

WHEN:

Overall Record	1-1
Day Games	0-0
Night Games	1-1
TV Games	0-0
ESPN3	0-1
ESPNU	0-0
Scoring First	1-0
Opponent Scoring First	0-1
Leading at the Half	1-0
Trailing at the Half	0-1
Tied at the Half	0-0
Leading after Third Qt.	1-0
Trailing after Third Qt.	0-1
Tied after Third Qt.	0-0
Overtime Games	0-0
Scoring less than 20 pts	0-1
Scoring 20+ points	1-0
Scoring 30+ Points	1-0
Allowing less than 20 points	1-0
Allowing 20+ points	0-1
Allowing 30+ points	0-0
Rushing for less than 100 yds	0-1
Rushing for over 100 yds	1-0
Rushing for 200+ yds	0-0
Passing for less than 200 yds	0-1
Passing for 200+ yds	1-0
Passing for 300+ yds	1-0
300+ yds of total offense	1-0
400+ yds of total offense	1-0
Allowing less than 100 yds rush	0-0
Allowing less than 300 yds off.	1-0
Allowing 300+ yds total offense	0-1
Having a 100-yd rusher	0-0
Opp. has a 100-yd rusher	1-1
No turnovers	0-0
Less than 3 turnovers	1-1
More than 30:00 of possession	0-0
Less than 30:00 of possession	1-1
Wearing White Jerseys	0-1
Wearing Black Jerseys	0-0
Wearing Grey Jerseys	0-0
Wearing Camouflage Jerseys	1-0
Wearing Purple Jerseys	0-0

HOMECOMING

Prairie View A&M has eight members on the roster from the state of Louisiana. Three hail from Baton Rouge, with two from Prairieville, two from Lake Charles and one from New Orleans.

TWICE IS NICE

For the past two years, head coach **Heishma Northern** preferred to settle on one quarterback but for

whatever reason, he received the same amount of production from a pair of junior signal callers in **De'Auntre Smiley** and **Jerry Lovelocke**. As a result, Northern has learned to embrace his quarterback depth.

Last season, the duo combined to throw for 2,462 yards and 16 touchdowns as both saw plenty of action. On the ground, Smiley was also a threat as he rushed for 367 yards and three scores followed by two rushing touchdowns from Lovelocke. Both players have intangibles you can't teach which complement the team well.

Lovelocke has started the past two games and thrown for 402 yards and a touchdown while completing 69.7 percent of his passes.

Smiley has played in relief the past two games and rushed for a touchdown while passing for 106 yards.

DUO EARNS SWAC HONORS

Junior running back **Courtney Brown** and redshirt freshman linebacker **Jamespaul Bryant** were selected as the SWAC's Offensive and Newcomer of the Week, respectively after Prairie View A&M's 37-13 Labor Day Classic win over Texas Southern on Aug. 31.

A native of Lake Charles, La., Brown got off to a strong start as he rushed for 98 yards on 14 attempts with two touchdowns. He also caught five passes for a total of 85 yards. Brown is off to another solid start in 2013 after leading the Panthers with nine rushing touchdowns last fall.

In his first-ever collegiate game nearly minutes from where he attended high school, Bryant logged eight tackles and had a tackle for loss, one sack, quarterback hurry and a fumble recovery.

LOUISIANA TIES

Courtney Brown	Lake Charles
Josiah Freeman	Baton Rouge
Thaddeus Godfrey	Prairieville
Glen Haisley	New Orleans
Johnta' Hebert	Baton Rouge
Denzel Lewis	Baton Rouge
Nick Pitre	Lake Charles
Tevin Reed	Prairieville

2013 PANTHER FOOTBALL

IMPRESSIVE DEBUTS

The Panthers displayed a number of new looks during their season opener as a total of nine players started for the first time.

Linebacker **Jamespaul Bryant** led the way with a solid debut followed by solid defensive performances from junior college transfers **Brock Newton**, **Darrien Patterson-Ramsey** and **David Metcalf**.

The revamped secondary featuring redshirt sophomore **Deitrich Johnson**, redshirt freshman **Foster Brown II**, Metcalf and **Robert Jackson III** also had an impressive outing.

ROAD WARRIORS NO MORE

The Panthers have lived out of their suitcases the past two seasons with a combined five games on the Prairie View A&M campus.

This year, the trend is reversed with four on-campus games at Blackshear Field and eight games inside the state of Texas.

However, it'll take some time to enjoy home as the team only plays at Blackshear twice in the first two months before a two-game stint in November.

EQ MANAGER, NOW STARTER

When senior wide receiver **Deandre Cooper** hits the gridiron on Saturday, it'll mark a special time in his life as football was the last thing on his mind several years ago.

Cooper suffered a tragic neck injury during a practice session as a true freshman in 2008 and missed both the 2008 and 2009 seasons.

After spending the 2009 season as an equipment manager, Cooper received medical clearance in 2010 to return to the field and spent the season playing special teams. Cooper was moved to wide receiver in the spring of 2011 and has been a starter ever since.

NORTHERN IN SEPTEMBER

PVAMU head coach **Heishma Northern** is 3-8 lifetime when playing in the month of September.

RECORD BREAKERS

Very few teams in the SWAC have as many record breakers on its coaching staff as Prairie View A&M.

Inside linebackers and special teams coach **Brian Morgan** name is etched in the SWAC and national record books as he's the all-time leading scorer amongst SWAC kickers and the career record holder with 50 field goals and single season field goal leader with 18. He also led Division I-AA following the 2001 campaign with 18 field goals and finished as the I-AA all-time leader with 197 extra points.

Running backs coach **Clyde Edwards** was one of the most productive wide receivers in Grambling State history as he holds the school record for career touchdown receptions, receiving yards and career receptions.

Graduate assistant **KJ Black** helped rewrite PV's recordbooks as Black led PV to its first SWAC Title since 1964 during the 2009 campaign.

Black set the school's single season passing record in passes attempted and yardage along with and career marks in yardage and completion percentage.

2013 PANTHER FOOTBALL

ROAD TO THE NFL

Three Panthers were in NFL camps this summer in defensive ends turned linebackers **Quinton Spears**, **Adrian Hamilton** and **Jarvis Reed (Wilson)**.

Spears and Reed were recently released by the Indianapolis Colts and Green Bay Packers, respectively while Hamilton is with the Baltimore Ravens.

PV ASSISTANT COACH INTERNS AT NFL CAMP

Prairie View A&M wide receivers coach **Harry Williams** rubbed elbows with some of the top athletes and coaches in his profession as a training camp intern with the Houston Texans.

Williams, who begins his third year as the team's wide receivers coach, spent valuable time with the Texans and picked up a variety of techniques during his two-week internship.

The internship was extra special for Williams due to the fact that he spent a preseason with the team and made the active roster before suffering a career-ending injury at the close of training camp. An electrical engineering graduate, the Texans paid for Williams to complete his studies at Prairie View A&M.

UP NEXT

Prairie View A&M returns home to host Alabama A&M on Saturday, Sept. 21 at 6 p.m. inside Blackshear Stadium.

RADIO

Fans can follow the Panthers' progress under third-year head coach **Heishma Northern** on KPVO 91.3 FM in Prairie View, Texas. The pregame show begins 30 minutes before kickoff and is available online at www.pvamu.edu/kpvu.

Leonard Moon begins his 10th year as the "Voice of the Panthers" and the Marshall, Texas native has established himself as one of the top play-by-play men in all of college athletics.

A veteran of calling the action for more than 20 years, Moon also handles men's and women's basketball broadcasts on the Prairie View A&M Panther Sports Radio Network. He has been at the microphone for several history-making events most notably Prairie View's 2009 SWAC Football Championship, four straight winning football seasons and the Prairie View A&M Lady Panthers' three-straight SWAC Championships, five NCAA and two NIT Tournament appearances.

THE HEISHMA NORTHERN SHOW

The Heishma Northern radio show has a new home and day as the show moves to KWWJ 1360 AM beginning at 11:15 a.m. on Tuesdays.

The show will take place every Tuesday during the 2013 season and will be hosted by Panther football play-by-play announcer **Leonard Moon**. All shows are scheduled for 11:15 a.m.

Panther fans will have an opportunity to call into the show and dialogue with Coach Northern and Moon at (281) 837-2222.

Fans are also encouraged to submit questions via the official Prairie View A&M Athletic Department Facebook Page (Prairie View A&M Panther Athletics) or Twitter site (PV Panther Athletics). The show will also be available via the Internet at www.kwwj.org.

2013 PANTHER FOOTBALL

PANTHERVISION

Prairie View A&M will begin its third year of streaming selected athletic events via its website at www.PVPANTHERS.com.

The video is available for a nominal fee through the PV website and fans have the option to purchase individual, season or yearly packages.

SWAC MOVES CHAMPIONSHIPS TO HOUSTON

The Panthers will have an extra incentive to win the SWAC West as the Toyota SWAC Championship Game moves to Houston for the first time ever on Saturday, Dec. 7. The championship will take place at Reliant Stadium at 1 p.m.

The championship represents only a third of what's to come as the 2014 basketball and 2013 soccer championships will also take place in Houston.

BET YOU DIDN'T KNOW

- Prairie View A&M University is the second-oldest public institution of higher education in Texas, second only to Texas A&M University.
- Prairie View A&M University has produced more African-American three-star generals than any other higher education institution in the country.
- Prairie View A&M University is the only charter member remaining in the Southwestern Athletic Conference.
- In the College of Engineering, PVAMU students developed the first solar-powered car ever built and raced by an HBCU.
- Prairie View A&M has had its name changed seven times.

2013 PANTHER FOOTBALL

THIS WEEK IN THE SWAC

	Conference			Overall		
SWAC EAST						
Alabama A&M	1	0	1.000	1	1	.500
Jackson State	1	0	1.000	1	1	.500
Mississippi Valley State	0	0	.000	0	2	.000
Alcorn State	0	0	.000	1	1	.500
Alabama State	0	0	.000	0	2	.000
SWAC WEST						
Prairie View A&M	1	0	1.000	1	1	.500
Arkansas-Pine Bluff	0	0	.000	0	2	.000
Southern	0	0	.000	0	2	.000
Grambling State	0	1	.000	0	2	.000
Texas Southern	0	1	.000	0	1	.000

This Week's Schedule

Prairie View A&M at Southern, 6:00 p.m.
 Mississippi Valley State at Alcorn State, 2:00 p.m.
 Texas Southern at Sam Houston State, 2:00 p.m.
 Alabama State at Arkansas-Pine Bluff, 4:00 p.m.
 Grambling State vs. Lincoln (Mo.), 4:30 p.m.
 Jackson State vs. Tennessee State, 6:00 p.m.
 Alabama A&M at South Carolina State, 6:00 p.m.

Last Week's Results

Delta State 24, Mississippi Valley State 14
 Mississippi State 51, Alcorn State 7
 Jackson State 30, Alabama State 23
 Louisiana at Monroe 48, Grambling State 10
Texas State 28, Prairie View 3
 Tuskegee 23, Alabama A&M 7
 Northwestern State 55, Southern 14
 McNeese State 58, Arkansas-Pine Bluff 14



2013 OPPONENTS

TEXAS SOUTHERN (0-1, 0-1 SWAC)

Last Week: Open
 This Week: at Sam Houston State

TEXAS STATE (2-0, 0-0 Sun Belt)

Last Week: Def. Prairie View A&M 28-3
 This Week: Open

SOUTHERN (0-2, 0-0 SWAC)

Last Week: Lost 55-14 to Northwestern St.
 This Week: hosts Prairie View A&M

ALABAMA A&M (1-1, 1-0 SWAC)

Last Week: Lost 23-7 to Tuskegee
 This Week: at South Carolina State

STEPHEN F. AUSTIN (1-1, 0-0 Southland)

Last Week: Lost 61-13 to Texas Tech
 This Week: hosts McMurry

GRAMBLING STATE (0-2, 0-1 SWAC)

Last Week: Lost 48-10 to ULM
 This Week: versus Lincoln

ALABAMA STATE (0-2, 0-1 SWAC)

Last Week: Lost 30-23 to Jackson State
 This Week: at Arkansas-Pine Bluff

MISSISSIPPI VALLEY (0-2, 0-0 SWAC)

Last Week: Lost 24-14 to Delta State
 This Week: at Alcorn State

JACKSON STATE (1-1, 1-0 SWAC)

Last Week: Def. Alabama State 30-23
 This Week: versus Tennessee State

ALCORN STATE (1-0, 0-0 SWAC)

Last Week: Lost 51-7 to Mississippi State
 This Week: hosts Mississippi Valley State

ABILENE CHRISTIAN (1-0)

Last Week: Def. McMurry 60-17
 This Week: hosts New Mexico Highlands

ARKANSAS-PINE BLUFF (0-2, 0-0 SWAC)

Last Week: Lost 58-14 to McNeese State
 This Week: hosts Alabama State

2013 PANTHER FOOTBALL

HEAD FOOTBALL COACH HEISHMA NORTHERN

Heishma Northern was named the 31st head coach in university history on Dec. 13, 2010. No stranger to the Southwestern Athletic Conference, Northern begins his 17th season on the collegiate level and ninth season at Prairie View A&M. Last season, the Panthers became an offensive juggernaut under Northern as they led the SWAC with 414.7 yards per game while also finishing first in pass efficiency (140.3), second in pass offense (228.0) and third in rush offense (186.7). Six players were named to the All-SWAC team with freshman Johnnta' Hebert earning SWAC Freshman of the Year honors.

Prairie View A&M continued its NFL tradition as former Panther defensive end Jarvis Wilson inked a free agent deal with the Green Bay Packers. Wilson's signing marked the fourth straight year a student-athlete from Prairie View A&M signed an NFL Free Agent contract.

In his first season as head coach for the Panthers, Northern led one of the youngest teams in the Southwestern Athletic Conference to within one game of earning a SWAC Championship berth as Prairie View A&M finished tied for second in the SWAC's Western Division. As a team, the Panthers placed five players on the 2011 All-SWAC Team, led the league in rush offense with 174.8 yards per game and finished with the third-best offensive unit in the SWAC. Defensively, Northern's defensive background had a huge impact on the field as the Panthers led the SWAC with 45 sacks. Prairie View A&M also displayed sound discipline on the gridiron as they committed the fewest amount of penalties in the SWAC.

As a result of the team's defensive prowess, defensive end Adrian Hamilton emerged as one of the top defenders in the nation as he set the SWAC and Prairie View A&M single season sack record with 20.5 sacks en route to earning 2011 co-SWAC Defensive Player of the Year honors and a third-place finish in the 2011 Buck Buchanan Award voting, which is awarded to the top defender on the Football Championship Subdivision level. Prairie View A&M's fifth consecutive consensus AP All-American, Hamilton also played in two postseason all-star games in addition to becoming the second straight Panther defensive lineman to sign a NFL contract as he inked with the Dallas Cowboys.

In addition to Hamilton's accomplishments, several other Panthers had impressive seasons under Northern as running back/kick returner Jermaine Waddy led the SWAC in all-purpose yards while cornerback Moses Ellis finished as the league's top punt returner.

Prior to becoming head coach, Northern was an award-winning defensive coordinator for six seasons at Prairie View A&M. Under his watch, the Panther defense rose to become one of the top units in the Football Championship Subdivision (FCS) Ranks.

For the fourth straight season, Northern's defense produced another All-American following the 2010 campaign as cornerback Moses Ellis led the nation in interceptions with eight and defended 22 passes en route to earning All-American and All-SWAC honors. As a unit, the Panthers finished second in pass defense amongst SWAC foes as they only yielded 164.6 yards per contest. As a result, four members of the Panther defense earned All-SWAC honors in Ellis (first team), defensive lineman Quinton Spears (first), free safety Chris Adingupu (second) and middle linebacker Max Sencherey (second).

Despite losing six key starters and a two-time All-American from the previous year, Prairie View's defensive unit was instrumental during the team's historic run to the SWAC Championship in 2009 as the unit led the SWAC in scoring defense with 16.6 points per outing and pass defense efficiency (101.7). The Panthers finished the 2009 season ranked fifth in total defense and produced its second consecutive All-American in defensive back Anthony Beck along with having three All-SWAC members in Beck, Spears and Adingupu. In addition, Northern's unit recorded two shutouts on the season and held four teams to 74 yards or less on the ground.

In 2008, the Panther defense set the tone for the team's 9-1 record as they concluded the year ranked second nationally in scoring defense, third in total defense, third in rush defense and seventh in pass efficiency defense. Prairie View also made history and recorded two shutouts for the first time since the 1966 season.

As a result of Prairie View's defensive prowess, Northern earned national acclaim and was selected as Foot-



2013 PANTHER FOOTBALL

HEISHMA NORTHERN'S YEAR-BY-YEAR COACHING RECORD

<u>YEAR</u>	<u>SCHOOL</u>	<u>RECORD</u>	<u>CONFERENCE</u>	<u>LEAGUE FINISH</u>
2011	Prairie View A&M	5-6	5-4	SWAC (T-2nd)
2012	Prairie View A&M	3-8	3-6	SWAC (2nd)

ballScoop.com's 2008 Division I-AA Coordinator of the Year. Individually, linebacker Zach East closed out his career as a two-time All-American while Beck and Spears earned First and Second Team All-SWAC Honors, respectively.

During the 2007 season, Northern's defense played a key role in helping the Panthers clinch their first winning season in four decades as they finished atop the SWAC in scoring and red zone defense along with a third-place total defense ranking. A total of three starters earned All-SWAC honors led by East earning All-American and SWAC Defensive Player of the Year Honors.

One year removed from finishing sixth in total defense among SWAC foes, Northern made his mark in his second year at Prairie View during the 2006 season after fielding the top-ranked defensive unit in the conference. Led by first team All-SWAC defensive end and future NFL free agent signee Jermaine McGhee, the Panthers set a school record for fewest yards rushing by an opponent after holding Edward Waters College to -35 yards. For his hard work on the gridiron after the season, Northern was one of 26 coaches from across the nation invited to attend the NCAA Expert Coaches Academy in Miami, Fla.

Prior to his tenure at Prairie View, Northern spent seven seasons at Grambling State University in a variety of capacities.

Initially brought to GSU to serve as running backs coach, Northern made a seamless transition to coaching defensive backs in 2001 as his unit ranked ninth nationally in interceptions en route to GSU's second-straight SWAC Championship. During the 2002 season, which marked Grambling's third consecutive SWAC title, Northern's group improved on the interception mark as they ranked fourth nationally.

In 2003, Northern assumed the role of interim defensive coordinator and immediately made his impact felt as the Tiger defense finished the year ranked third nationally against the run in Division I-AA. In the SWAC, the Tigers finished second in rushing, third in scoring defense, fourth in opponent third down percentage, fourth in turnover margin and fifth in sacks.

Over the course of his coaching career, Northern has had several of his former players enter the professional football realm gaining experience with the NFL, World and Arena Football Leagues. In addition, several of his pupils have received an opportunity to coach on the collegiate level.

A 1996 mathematics education graduate of Southern University, Northern began his coaching career on the high school level at Glen Oaks High School in Baton Rouge, La. where he coached girl's basketball and baseball. He then moved on to Morehouse College in Atlanta, Ga. serving as the team's running backs coach and special teams coordinator in 1997 under former head coach, Super Bowl MVP and current Grambling State head coach Doug Williams.

A student of the game of football, Northern was one of only 15 coaches from across the nation selected to participate in the prestigious NCAA Champions Forum during June of 2010. He has also completed a training camp internship with the Oakland Raiders of the National Football League in the summer of 2009.

Northern, who also holds a master's degree in Sports Administration from Grambling State, is the oldest of three siblings and is married to the former Paula Duell of Baton Rouge, La. Together, they have two children, Adam (6) and Brooke (2).

RECORD VERSUS OPPONENTS

<u>YEAR</u>	<u>SCHOOL</u>	
	Abilene Christian	0-0
	Alabama A&M	0-2
	Alabama State	0-2
	Alcorn State	2-0
	Arkansas-Pine Bluff	0-2
	Bethune-Cookman	0-1
	Grambling State	2-0
	Jackson State	0-2
	Lamar	0-1
	Mississippi Valley	1-1
	North Dakota State	0-1
	Southern	2-0
	Stephen F. Austin	0-0
	Texas Southern	2-1
	Texas State	0-2
TOTAL		9-15

2013 PANTHER FOOTBALL



PRINCE PEARSON
Assistant Head Coach
Offensive Line



CHARLES MCMILLIAN
Defensive Coordinator



MARK ORLANDO
Offensive Coordinator
Quarterbacks



MILES BRANDON
Defensive Line



RAASAAN HARALSON
Outside Linebackers



BRIAN MORGAN
Inside Linebackers
Special Teams



BUBBA MCDOWELL
Defensive Backs



HARRY WILLIAMS
Wide Receivers



CLYDE EDWARDS
Running Backs



KJ BLACK
Graduate Assistant
Offense



CODY HARALSON
Student Assistant
Defense



ANTHONY NUNLEY
Student Assistant
Defense

2013 COACHING STAFF

2013 PANTHER FOOTBALL

2013 ROSTERS

No.	Name	Pos.	Year	Ht.	Wt.	Hometown (High School/JC)
1	Deandre Cooper	WR	R-Sr.	6-3	215	Houston, Texas (Smiley)
2	Fred Anderson	RB	So.	5-9	170	Cypress, Texas (Cy Woods)
3	Johntá Hebert	RB	Fr.	5-10	195	Baton Rouge, La. (Glen Oaks)
4	Gabe Dunlap	WR	So.	5-10	170	Allen, Texas (Plano East)
5	Malcolm Mitchell-Ajayi	CB	Sr.	5-10	195	Sacramento, Calif. (Contra Costa College)
6	Christian Rousseau	WR	R-Fr.	6-2	185	Miami, Fla. (Hialeah)
7	Chris Motley	CB	Jr.	5-10	175	Seattle, Wash. (Diablo Valley College)
8	Jerry Lovelocke	QB	So.	6-5	200	Baltimore, Md. (Edmonson-Westside)
9	Kenneth Jordan	CB	Fr.	6-0	180	Birmingham, Ala. (Wenonah)
10	Amir Smith	DE	R-Sr.	6-4	215	Port Tobacco, Md. (Lackey)
11	Raheem Cardwell	LB	R-Sr.	6-2	225	Alexandria, Va. (Dematha)
12	Michael Cottingham	WR/PK	Jr.	6-0	180	Hutto, Texas (Eastern New Mexico)
13	Greg Thurmond	WR	So.	6-2	180	Balch Springs, Texas (West Mesquite)
14	De'Auntre Smiley	QB	So.	6-2	225	Lufkin, Texas (Lufkin)
15	Jamespaul Bryant	LB	R-Fr.	6-3	215	Houston, Texas (Yates)
16	Darrell Julian II	QB	Fr.	6-1	180	Houston, Texas (North Forest)
17	Chris Barrick	PK	R-Jr.	6-4	180	Copperas Cove, Texas (Copperas Cove)
18	Raymundo Cordova	PK	R-So.	5-9	155	Houston, Texas (Madison)
19	Jaylan Cheshire	QB	Fr.	6-1	195	College Station, Texas (A&M Consolidated)
20	David Metcalf	S	Jr.	5-11	205	Compton, Calif. (Citrus College)
21	Courtney Brown	RB	Jr.	6-0	200	Lake Charles, La. (LaGrange)
22	Desmond Gardiner	CB	Gr.	5-11	192	Port Arthur, Texas (Texas A&M)
23	Adrien Grant	S	R-Sr.	6-4	182	Mt. Morris, Mich. (Carman Ainsworth)
24	Foster Brown II	S	R-Fr.	5-10	175	College Park, Ga. (Westlake)
25	Stephan Meighan	CB	So.	5-10	170	Miami, Fla. (Southwest)
26	Nick Pitre	WR	Fr.	6-4	185	Lake Charles, La. (LaGrange)
27	Jovante Ham	RB	Fr.	5-7	184	West Park, Fla. (Plantation)
28	Troy Fisher	RB	So.	5-7	170	Katy, Texas (Cy Lakes)
29	Deitrich Johnson	CB	R-So.	6-1	175	Texas City, Texas (Galveston Ball)
30	Korey Alston	LB	Sr.	5-11	200	Camden, NJ (ASA Institute)
31	Robert Jackson III	CB	R-So.	5-10	180	Katy, Texas (Texas-El Paso)
32	Keylon LaSalle	WR	R-So.	5-7	158	Houston, Texas (Sharpstown)
33	Allen McCord, Jr.	TE	Jr.	6-1	205	Houston, Texas (Booker T. Washington)
34	Joshua Holley	CB	R-Fr.	5-8	160	Cypress, Texas (Cy Woods)
35	Walter Barreda	FB	Jr.	5-10	260	Houston, Texas (Texas Lutheran)
36	Anthony Wiltz	WR	Fr.	5-10	150	Houston, Texas (Kashmere)
37	Terrance Reynolds	S	Fr.	6-0	180	Ft. Lauderdale, Fla. (Stranahan)
38	Tevin Reed	S	Fr.	6-2	185	Prairieville, La. (Dutchtown)
39	Kenneth Maxwell II	S	Fr.	6-1	190	Centerhill, Fla. (South Sumter)
40	Jerome Howard	LB	Jr.	6-0	210	Sunrise, Fla. (Plantation)
41	Kurt Lambert II	LB	Jr.	5-11	195	Houston, Texas (Elsik)
42	Keith Hartaway	WR	R-Fr.	6-1	170	Houston, Texas (Chavez)
43	Tyrus Jones	DB	Fr.	5-10	160	Houston, Texas (North Forest)
44	John Parham	RB	So.	5-7	170	Missouri City, Texas (Hightower)
45	Joe Sable	LS	Jr.	6-0	200	Magnolia, Texas (St. Pius)
46	Shafique Neloms	LB	Fr.	6-0	200	Miami, Fla. (Norland)
47	Levon Castillo	RB	Sr.	5-11	210	Houston, Texas (Lon Morris College)
48	Ekene Mordi	LB	Jr.	6-3	210	Van Nuys, Calif. (LA Valley College)
49	Josh Curry	FB	Sr.	6-0	255	Houston, Texas (Lon Morris College)
50	Josh Dennis	LB	Sr.	6-2	215	Greenville, Miss. (East Mississippi CC)
51	Tomaz Thornton	OL	Fr.	6-1	246	Montgomery, Ala. (Carver)
52	Delas Lancelin II	LB	Jr.	6-0	245	Missouri City, Texas (Texas Lutheran)
53	Danny Brownell	LB	R-Jr.	5-11	235	Houston, Texas (Elsik)
54	Brandon Medina	LB	R-So.	6-0	199	Lithonia, Ga. (Lithonia)
55	Chuck Obi	LB	Sr.	6-2	245	Mission Hill, Calif. (Los Angeles Valley College)
56	Danial Steels	LB	Fr.	6-2	210	College Station, Texas (Frost)
57	Jeron Hamilton	OL	Jr.	6-5	305	Dallas, Texas (Belhaven)
58	Dillon Bonnet	OL	R-Jr.	6-2	275	Fresno, Texas (Dulles)

2013 PANTHER FOOTBALL

2013 ROSTERS

No.	Name	Pos.	Year	Ht.	Wt.	Hometown (High School/JC)
60	JR Arredondo	LB	R-Fr.	5-11	225	Watauga, Texas (Royce City)
62	Cleveland Sims, Jr.	OT	R-Fr.	6-5	280	Houston, Texas (Madison)
63	Glen Haisley	C	R-So.	6-1	305	New Orleans, La. (St. Augustine)
64	Jarrel Washington	OL	Jr.	6-2	317	Corpus Christi, Texas (Flower Bluff)
65	Archie Townsend	OL	R-Fr.	6-2	290	Clute, Texas (Brazoswood)
66	Wesley Slater	DS	Jr.	5-10	230	Magnolia, Texas (Magnolia)
67	Chris Rose	OL	R-Fr.	6-3	290	Houston, Texas (Madison)
68	Adam Burns	OL	R-Fr.	6-2	280	Pflugerville, Texas (Connally)
70	Josiah Freeman	OL	R-Fr.	6-4	280	Baton Rouge, La. (Scotlandville)
71	Shawn Pierce	OL	Fr.	6-4	285	Odessa, Texas (Permian)
73	Jordan Johnson	OL	R-So.	6-2	245	Katy, Texas (Cy Lakes)
75	Charles Rhynes	DL	So.	6-4	300	Waco, Texas (New Mexico Prep)
76	Aneus Ruiz	OL	R-Sr.	6-4	315	Houston, Texas (North Forest)
78	Tre Glover	OL	R-Jr.	6-3	280	Waskom, Texas (Marshall)
79	Denzel Lewis	OL	R-So.	6-4	312	Baton Rouge, La. (Scotlandville)
80	Rayshaun Givins	WR	Fr.	6-2	190	Houston, Texas (Eisenhower)
81	Patrick Gant	WR	R-So.	5-10	175	Cypress, Texas (Cy Woods)
82	Travis Jatzlau	P	Jr.	5-8	170	Jersey Village, Texas (Jersey Village)
83	Thaddeus Godfrey	WR	Jr.	5-6	160	Prairieville, La. (Dutchtown)
84	Rashaun Gibson	WR	Fr.	6-0	170	Copperas Cove, Texas (Copperas Cove)
85	Robert Primes	WR	Sr.	6-2	195	Houston, Texas (Navarro JC)
86	Skyler Moore	WR	R-Fr.	6-1	190	Phenix City, Ala. (Phenix City)
87	Adrian Middleton	DE	R-So.	6-3	245	Baytown, Texas (Sterling)
88	Jacoby Anderson	WR	Sr.	6-0	187	Beaumont, Texas (Clark-Atlanta)
89	Olatunde' Idowu	TE	Jr.	6-3	215	Houston, Texas (Madison)
90	Liki Porotesano	DE	R-Sr.	6-3	250	El Cajon, Calif. (Morse)
91	Chima Nduka	DL	Jr.	6-1	265	Rancho Cucamonga, Calif. (Citrus College)
92	Brock Newton	DL	Jr.	6-3	279	West Covina, Calif. (Citrus College)
94	Markele Williams	DL	Fr.	6-2	256	Los Angeles, Calif. (Locke)
95	DeVohn Reed	DL	Fr.	6-2	250	Houston, Texas (Elsik)
96	Kelechi Okeadu	TE	Jr.	6-2	255	Sugar Land, Texas (Hightower)
97	Michael Daniels	DL	Jr.	6-3	270	Garland, Texas (Naaman Forest)
98	Darrien Patterson-Ramsey	DE	Jr.	6-3	240	Long Beach, Calif. (West LA College)
99	Meshak Williamson	DL	Jr.	6-3	225	Georgetown, Texas (Georgetown)

ALPHABETICAL

30	Korey Alston	81	Patrick Gant	32	Keylon LaSalle	38	Tevin Reed
2	Fred Anderson	22	Desmond Gardiner	79	Denzel Lewis	95	DeVohn Reed
88	Jacoby Anderson	84	Rashaun Gibson	8	Jerry Lovelocke	37	Terrance Reynolds
60	JR Arredondo	80	Rayshaun Givins	39	Kenneth Maxwell II	75	Charles Rhynes
35	Walter Barreda	78	Tre Glover	33	Allen McCord, Jr.	67	Chris Rose
17	Chris Barrick	83	Thaddeus Godfrey	54	Brandon Medina	6	Christian Rousseau
58	Dillon Bonnet	23	Adrien Grant	25	Stephan Meighan	76	Aneus Ruiz
21	Courtney Brown	63	Glen Haisley	20	David Metcalf	45	Joe Sable
24	Foster Brown II	27	Jovante Ham	87	Adrian Middleton	74	Cleveland Sims, Jr.
53	Danny Brownell	57	Jeron Hamilton	5	Malcolm Mitchell-Ajayi	66	Wesley Slater
93	Jamespaul Bryant	42	Keith Hartaway	86	Skyler Moore	14	De'Auntre Smiley
68	Adam Burns	3	Johntá Hebert	48	Ekene Mordi	10	Amir Smith
11	Raheem Cardwell	34	Joshua Holley	7	Chris Motley	56	Danial Steels
47	Levon Castillo	40	Jerome Howard	91	Chima Nduka	51	Tomaz Thornton
19	Jaylan Cheshire	89	Olatunde' Idowu	46	Shafique Neloms	13	Greg Thurmond
1	Deandre Cooper	31	Robert Jackson III	92	Brock Newton	65	Archie Townsend
18	Raymundo Cordova	82	Travis Jatzlau	55	Chuck Obi	64	Jarrel Washington
12	Michael Cottingham	29	Deitrich Johnson	96	Kelechi Okeadu	94	Markele Williams
49	Josh Curry	73	Jordan Johnson	44	John Parham	99	Meshak Williamson
97	Michael Daniels	43	Tyrus Jones	71	Shawn Pierce	36	Anthony Wiltz
50	Joshua Dennis	9	Kenneth Jordan	26	Nick Pitre		
4	Gabe Dunlap	16	Darrell Julian II	90	Liki Porotesano		
28	Troy Fisher	41	Kurt Lambert II	85	Robert Primes		
70	Josiah Freeman	52	Delas Lancelin II	98	Darrien Patterson-Ramsey		

2013 PANTHER FOOTBALL

PANTHER DEPTH CHART

PANTHER OFFENSE

Left Tackle

- 78 Tre Glover (6-3, 280, R-Jr.)
57 Jeron Hamilton (6-5, 305, Jr.)

Left Guard

- 63 Glen Haisley (6-2, 305, R-So.)
65 Archiel Townsend (6-2, 290, R-Fr.)

Center

- 58 Dillon Bonnet (6-2, 275, R-Jr.)
68 Adam Burns (6-2, 280, R-Fr.)

Right Guard

- 73 Jordan Johnson (6-2, 295, R-So.)
67 Chris Rose (6-3, 290, R-Fr.)

Right Tackle

- 70 Josiah Freeman (6-4, 280, R-Fr.)
76 Aneus Ruiz (6-4, 295, R-Sr.)

Quarterback

- 8 Jerry Lovelocke (6-5, 200, Jr.)
14 De'Auntre Smiley (6-2, 205, Jr.)

Running Back

- 3 Johntá Hebert (5-10, 195, So.)
21 Courtney Brown (6-0, 200, Jr.)

Fullback

- 49 Josh Curry (6-0, 255, Sr.)
35 Walter Barreda (5-11, 260, R-Jr.)

X-Wide Receiver

- 1 Deandre Cooper (6-3, 215, R-Sr.)
85 Robert Primes (6-1, 195, Sr.)

Y-Wide Receiver

- 13 Greg Thurmond (6-2, 180, Jr.)
42 Keith Hartaway (6-1, 170, R-Fr.)

W-Wide Receiver

- 4 Gabe Dunlap (5-10, 170, Jr.)
81 Patrick Gant (5-10, 175, Jr.)

Z-Wide Receiver

- 88 Jacoby Anderson (6-0, 165, Sr.)
85 Robert Primes (6-1, 195, Sr.)

Placekicker

- 17 Chris Barrick (6-4, 180, R-Jr.)

Long Snapper

- 45 Joe Sable (6-0, 200, Jr.)
66 Wesley Slater (5-10, 230, Jr.)

Kickoff

- 12 Michael Cottingham (6-0, 180, Jr.)
17 Chris Barrick (6-4, 180, R-Jr.)

PANTHER DEFENSE

Defensive End

- 10 Amir Smith (6-4, 215, R-Sr.)
98 Darrien Patterson-Ramsey (6-3, 240, Jr.)

Defensive Tackle

- 92 Brock Newton (6-3, 279, Jr.)
97 Michael Daniels (6-3, 270, Jr.)
91 Chima Nduka (6-1, 265, Jr.)

Defensive End

- 99 Meshak Williamson (6-3, 225, So.)
90 Liki Porotesano (6-3, 250, R-Sr.)

Will Linebacker

- 55 Chuck Obi (6-2, 245, Sr.)
52 Delas Lancelin II (6-0, 245, Jr.)
53 Danny Brownell (5-11, 235, Jr.)

Middle Linebacker

- 11 Raheem Cardwell (6-2, 225, R-Sr.)
60 JR Arredondo (5-11, 225, R-Fr.)
50 Josh Dennis (6-2, 215, Sr.)

SAM Linebacker

- 40 Jerome Howard (6-0, 210, Jr.)
41 Kurt Lambert II (5-11, 195, Jr.)
30 Korey Alston (5-11, 200, Sr.)

Joker

- 93 Jamespaul Bryant (6-3, 215, R-Fr.)
48 Ekene Mordi (6-3, 210, Jr.)

Cornerback

- 24 Foster Brown II (5-10, 175, R-Fr.)
5 Malcolm Mitchell-Ajayi (5-10, 195, Sr.)

Strong Safety

- 22 Desmond Gardiner (5-11, 192, R-Sr.)
31 Robert Jackson III (5-10, 180, R-So.)

Free Safety

- 20 David Metcalf (5-11, 190, Jr.)
23 Adrien Grant (6-4, 182, R-Sr.)

Cornerback

- 29 Deitrich Johnson (6-1, 175, R-So.)
34 Joshua Holley (5-8, 160, R-Fr.)

Kick Returner

- 3 Johntá Hebert (5-10, 195, So.)
21 Courtney Brown (6-0, 200, Jr.)

Punt Returner

- 4 Gabe Dunlap (5-10, 170, Jr.)
81 Patrick Gant (5-10, 175, R-So.)
3 Johntá Hebert (5-10, 195, So.)

2013 PANTHER FOOTBALL

GAME RECAPS

GAME 1

Prairie View A&M 37

Texas Southern 13

Aug. 31, 2013

BBVA Compass Stadium

Houston, Texas

Prairie View A&M opened the season with a 37-13 victory over Texas Southern on Saturday night.

The Panthers broke open a close game with 17 unanswered points in the second half. Prairie View led 13-10 after the first quarter, but shut down the Tigers in the second half of the Southwestern Athletic Conference matchup.

It was a rough start to the season in conference play for Texas Southern, which won the SWAC title in 2010.

This year's blowout was a stark contrast to last year's contest between the two teams.

Texas Southern won last year's contest in the closing seconds of regulation.

Prairie View had tied the score at 41 with 1:16 remaining, but the Tigers still prevailed. Texas Southern leads the series 19-9. The Tigers were looking for their second straight win against the Panthers in the 29th Labor Day Classic.

GAME 2

Texas State 28

Prairie View A&M 3

Sept. 7, 2013

Bobcat Stadium

San Marcos, Texas

Chris Nutall ran for two touchdowns and Texas State dominated the line of scrimmage and the clock in a 28-3 win over Prairie View A&M on Saturday night.

Nutall ran off right end for a 4-yard score in the first quarter and the Bobcats (2-0) never looked back. They amassed 242 yards rushing in their home-opener compared with 45 for the Panthers (1-1). Texas State also had the ball more than 16 minutes longer than Prairie View.

Nutall scored again in the second quarter on a 77-yard run to widen the lead to 21-0.

Robert Lowe scored on a 1-yard run in the first quarter and Terrence Franks scored on an 8-yard run in the third for the Bobcats.

Prairie View had more yards passing than Texas State, 182 to 166, but couldn't find the end zone. The Panthers' only score came on a 47-yard field goal by **Christopher Barrick**.

Box Score (Final)

Prairie View A&M vs Texas Southern Tiger (Aug 31, 2013 at Houston,TX)

Score by Quarters	1	2	3	4	Score	
Prairie View A&M....	13	7	7	10	- 37	Record: (1-0,1-0)
Texas Southern Tiger	10	3	0	0	- 13	Record: (0-1,0-1)

Scoring Summary:

1st 12:20 PVAM - Hebert, Johnta' 2 yd run (SMITH,Amir rush failed), 11-80 2:40, PVAM 6 - TXSOFB 0
 10:21 TXSOFB - Shipman, Dedric 30 yd pass from Causey, Homer (Medina, Eric kick), 4-47 1:50, PVAM 6 - TXSOFB 7
 07:13 PVAM - SMILEY,De'Auntr 2 yd run (BARRICK,Christo kick), 11-65 3:08, PVAM 13 - TXSOFB 7
 03:42 TXSOFB - Medina, Eric 18 yd field goal, 4-9 1:56, PVAM 13 - TXSOFB 10
 2nd 08:50 TXSOFB - Medina, Eric 34 yd field goal, 12-62 5:33, PVAM 13 - TXSOFB 13
 00:54 PVAM - BROWN,Courtney 4 yd run (BARRICK,Christo kick), 5-35 0:44, PVAM 20 - TXSOFB 13
 3rd 10:39 PVAM - THURMOND,Greg 29 yd pass from LOVELOCKE,Jerry (BARRICK,Christo kick), 7-45 2:15, PVAM 27 - TXSOFB 13
 4th 08:50 PVAM - BARRICK,Christo 37 yd field goal, 8-45 3:06, PVAM 30 - TXSOFB 13
 03:50 PVAM - BROWN,Courtney 8 yd run (BARRICK,Christo kick), 6-44 3:12, PVAM 37 - TXSOFB 13

	PVAM	TXSOFB
FIRST DOWNS.....	28	15
RUSHES-YARDS (NET).....	35-172	44-153
PASSING YDS (NET).....	316	107
Passes Att-Comp-Int.....	43-33-0	21-8-2
TOTAL OFFENSE PLAYS-YARDS.....	78-488	65-260
Fumble Returns-Yards.....	0-0	0-0
Punt Returns-Yards.....	5-47	0-0
Kickoff Returns-Yards.....	1-58	5-126
Interception Returns-Yards....	2-13	0-0
Punts (Number-Avg).....	4-45.2	7-48.4
Fumbles-Lost.....	2-2	4-2
Penalties-Yards.....	7-91	9-53
Possession Time.....	27:46	32:14
Third-Down Conversions.....	11 of 16	6 of 15
Fourth-Down Conversions.....	0 of 0	0 of 0
Red-Zone Scores-Chances.....	6-7	2-3
Sacks By: Number-Yards.....	4-24	0-0

RUSHING: Prairie View A&M-BROWN,Courtney 14-98; Hebert, Johnta' 8-40; LOVELOCKE,Jerry 4-21; SMILEY,De'Auntr 5-12; CASTILLO,Levon 1-1; TEAM 3-0. Texas Southern Tiger-Porter, Daveonn 15-104; Causey, Homer 15-39; Perkins-Loving, 8-25; Small, Jamal 4-9; Denson,Kendall 1-0; TEAM 1-minus 24.

PASSING: Prairie View A&M-LOVELOCKE,Jerry 30-39-0-283; SMILEY,De'Auntr 3-4-0-33. Texas Southern Tiger-Causey, Homer 6-17-2-83; Small, Jamal 1-3-0-15; Porter, Daveonn 1-1-0-9.

RECEIVING: Prairie View A&M-DUNLAP,Gabe 8-52; COOPER,Deandre 6-36; BROWN,Courtney 5-85; THURMOND,Greg 3-49; GANT,Patrick 3-35; PRIMES,Robert 3-31; ANDERSON,Jacoby 3-17; HARTAWAY,Keith 1-8; Hebert, Johnta' 1-3. Texas Southern Tiger-Cross, Malik 4-46; Shipman, Dedric 3-53; Clark, Larry 1-8.

INTERCEPTIONS: Prairie View A&M-GRANT,Adrien 1-13; METCALF,David 1-0. Texas Southern Tiger-None.

FUMBLES: Prairie View A&M-GANT,Patrick 1-1; DUNLAP,Gabe 1-1. Texas Southern Tiger-Causey, Homer 3-2; TEAM 1-0.

Stadium: BBVA Compass Attendance: 18361
 Kickoff time: 7:05pm End of Game: 10:15 pm Total elapsed time: 3:10

Box Score (Final)

Prairie View A&M vs Texas State (Sep 07, 2013 at San Marcos, Texas)

Score by Quarters	1	2	3	4	Score	
Prairie View A&M....	0	0	3	0	- 3	Record: (1-1,1-0)
Texas State.....	14	7	7	0	- 28	Record: (2-0)

Scoring Summary:

1st 09:49 TXST - Nutall, Chris 4 yd run (Johnson, Will kick), 8-67 4:19, PVAM 0 - TXST 7
 02:19 TXST - Lowe, Robert 1 yd run (Johnson, Will kick), 10-61 5:52, PVAM 0 - TXST 14
 2nd 05:06 TXST - Nutall, Chris 77 yd run (Johnson, Will kick), 1-77 0:14, PVAM 0 - TXST 21
 3rd 05:29 PVAM - Barrick, Christopher 47 yd field goal, 5-17 0:54, PVAM 3 - TXST 21
 00:58 TXST - Franks, T 8 yd run (Johnson, Will kick), 9-67 4:24, PVAM 3 - TXST 28

	PVAM	TXST
FIRST DOWNS.....	18	21
RUSHES-YARDS (NET).....	25-55	43-242
PASSING YDS (NET).....	192	166
Passes Att-Comp-Int.....	42-26-0	27-17-0
TOTAL OFFENSE PLAYS-YARDS.....	67-247	70-408
Fumble Returns-Yards.....	0-0	0-0
Punt Returns-Yards.....	1-24	2-26
Kickoff Returns-Yards.....	1-31	2-55
Interception Returns-Yards....	0-0	0-0
Punts (Number-Avg).....	5-41.8	5-39.6
Fumbles-Lost.....	1-1	2-0
Penalties-Yards.....	8-59	11-86
Possession Time.....	21:48	38:12
Third-Down Conversions.....	5 of 14	8 of 16
Fourth-Down Conversions.....	1 of 3	1 of 1
Red-Zone Scores-Chances.....	0-3	3-3
Sacks By: Number-Yards.....	4-14	2-9

RUSHING: Prairie View A&M-Hebert, Johnta' 10-25; Brown, Courtney 7-20; Smiley, De'Auntre 5-14; Team 2-minus 2; Curry, Josh 1-minus 2. Texas State-Nutall, Chris 8-132; Franks, T 9-30; Best, C.J. 4-27; Lowe, Robert 5-23; Gilmore, M 1-18; Moore, Jordan 7-16; Arndt, Tyler 8-12; TEAM 1-minus 16.

PASSING: Prairie View A&M-Lovelocke, Jerry 16-27-0-119; Smiley, De'Auntre 10-15-0-73. Texas State-Arndt, Tyler 14-21-0-147; Moore, Jordan 3-6-0-19.

RECEIVING: Prairie View A&M-Cooper, Deandre 8-79; Anderson, Jacoby 5-38; Hebert, Johnta' 4-14; Dunlap, Gabe 3-11; Thurmond, Greg 2-25; Gant, Patrick 2-14; Primes, Robert 1-7; Brown, Courtney 1-4. Texas State-Miller, Bradley 3-49; Battle, Isaiah 3-31; Smith, Brandon 3-29; Erickson, Andy 3-18; Lowe, Robert 2-9; Ijah, Ben 1-16; Franks, T 1-9; Garrey, Ryan 1-5.

INTERCEPTIONS: Prairie View A&M-None. Texas State-None.

FUMBLES: Prairie View A&M-Smiley, De'Auntre 1-1. Texas State-TEAM 1-0; Moore, Jordan 1-0.

Stadium: Bobcat Stadium Attendance: 20136
 Kickoff time: 6:05 pm End of Game: 9:03 Total elapsed time: 2:58
 Officials: Referee: Jeff Hilyer; Umpire: Tyrone Blanks; Linesman: Mark Bailey;
 Line judge: Terry Allgeier; Back judge: John Baden; Field judge: Fred Wiedower;
 Side judge: Tom McCarter; Scorer: Michael Prowell;
 Temperature: 83 Wind: Gust 26 Weather: Mostly cloudy skies

Prairie View A&M Panther Football

Prairie View A&M Overall Team Statistics (as of Sep 09, 2013)

All games

TEAM STATISTICS	PVAM	OPP
SCORING.....	40	41
Points Per Game.....	20.0	20.5
FIRST DOWNS.....	46	36
Rushing.....	16	21
Passing.....	27	12
Penalty.....	3	3
RUSHING YARDAGE.....	227	395
Yards gained rushing.....	245	528
Yards lost rushing.....	18	133
Rushing Attempts.....	60	87
Average Per Rush.....	3.8	4.5
Average Per Game.....	113.5	197.5
TDs Rushing.....	4	4
PASSING YARDAGE.....	508	273
Att-Comp-Int.....	85-59-0	48-25-2
Average Per Pass.....	6.0	5.7
Average Per Catch.....	8.6	10.9
Average Per Game.....	254.0	136.5
TDs Passing.....	1	1
TOTAL OFFENSE.....	735	668
Total Plays.....	145	135
Average Per Play.....	5.1	4.9
Average Per Game.....	367.5	334.0
KICK RETURNS: #-YARDS.....	2-89	7-181
PUNT RETURNS: #-YARDS.....	6-71	2-26
INT RETURNS: #-YARDS.....	2-13	0-0
KICK RETURN AVERAGE.....	44.5	25.9
PUNT RETURN AVERAGE.....	11.8	13.0
INT RETURN AVERAGE.....	6.5	0.0
FUMBLES-LOST.....	3-3	6-2
PENALTIES-YARDS.....	15-150	20-139
Average Per Game.....	75.0	69.5
PUNTS-YARDS.....	9-390	12-537
Average Per Punt.....	43.3	44.8
Net punt average.....	36.0	35.5
TIME OF POSSESSION/GAME.....	24:47	35:13
3RD-DOWN CONVERSIONS.....	16/30	14/31
3rd-Down Pct.....	53%	45%
4TH-DOWN CONVERSIONS.....	1/3	1/1
4th-Down Pct.....	33%	100%
SACKS BY-YARDS.....	8-38	2-9
MISC YARDS.....	39	8
TOUCHDOWNS SCORED.....	5	5
FIELD GOALS-ATTEMPTS.....	2-4	2-4
ON-SIDE KICKS.....	0-0	0-0
RED-ZONE SCORES.....	6-10 60%	5-6 83%
RED-ZONE TOUCHDOWNS.....	5-10 50%	3-6 50%
PAT-ATTEMPTS.....	4-4 100%	5-5 100%
ATTENDANCE.....	0	38497
Games/Avg Per Game.....	0/0	2/19248
Neutral Site Games.....		0/0

SCORE BY QUARTERS	1st	2nd	3rd	4th	Total
Prairie View A&M....	13	7	10	10	40
Opponents.....	24	10	7	0	41

Prairie View A&M Panther Football
Prairie View A&M Overall Individual Statistics (as of Sep 09, 2013)
All games

RUSHING	GP-GS	Att	Gain	Loss	Net	Avg	TD	Long	Avg/G

Brown, Courtney	2-0	21	120	2	118	5.6	2	22	59.0
Hebert, Johnta'	2-2	18	65	0	65	3.6	1	10	32.5
Smiley, De'Auntre	2-0	10	33	7	26	2.6	1	15	13.0
Lovelocke, Jerry	2-2	4	26	5	21	5.2	0	11	10.5
Castillo, Levon	2-0	1	1	0	1	1.0	0	1	0.5
Curry, Josh	1-0	1	0	2	-2	-2.0	0	0	-2.0
Team	2-0	5	0	2	-2	-0.4	0	0	-1.0
Total.....	2	60	245	18	227	3.8	4	22	113.5
Opponents.....	2	87	528	133	395	4.5	4	77	197.5

PASSING	GP-GS	Effic	Cmp-Att-Int	Pct	Yds	TD	Lng	Avg/G

Lovelocke, Jerry	2-2	125.86	46-66-0	69.7	402	1	29	201.0
Smiley, De'Auntre	2-0	115.28	13-19-0	68.4	106	0	20	53.0
Total.....	2	123.50	59-85-0	69.4	508	1	29	254.0
Opponents.....	2	98.40	25-48-2	52.1	273	1	30	136.5

RECEIVING	GP-GS	No.	Yds	Avg	TD	Long	Avg/G

Cooper, Deandre	2-2	14	115	8.2	0	20	57.5
Dunlap, Gabe	2-2	11	63	5.7	0	12	31.5
Anderson, Jacoby	2-1	8	55	6.9	0	12	27.5
Brown, Courtney	2-0	6	89	14.8	0	29	44.5
Thurmond, Greg	2-2	5	74	14.8	1	29	37.0
Gant, Patrick	2-0	5	49	9.8	0	16	24.5
Hebert, Johnta'	2-2	5	17	3.4	0	11	8.5
Primes, Robert	2-0	4	38	9.5	0	14	19.0
Hartaway, Keith	2-0	1	8	8.0	0	8	4.0
Total.....	2	59	508	8.6	1	29	254.0
Opponents.....	2	25	273	10.9	1	30	136.5

PUNT RETURNS	No.	Yds	Avg	TD	Long

Dunlap, Gabe	4	89	22.2	0	34
Gant, Patrick	2	-18	-9.0	0	7
Total.....	6	71	11.8	0	34
Opponents.....	2	26	13.0	0	19

INTERCEPTIONS	No.	Yds	Avg	TD	Long

Grant, Adrien	1	13	13.0	0	13
Metcalfe, David	1	0	0.0	0	0
Total.....	2	13	6.5	0	13
Opponents.....	0	0	0.0	0	0

KICK RETURNS	No.	Yds	Avg	TD	Long

Hebert, Johnta'	2	89	44.5	0	58
Total.....	2	89	44.5	0	58
Opponents.....	7	181	25.9	0	45

FUMBLE RETURNS	No.	Yds	Avg	TD	Long

Total.....	0	0	0.0	0	0
Opponents.....	0	0	0.0	0	0

Prairie View A&M Panther Football
Prairie View A&M Overall Individual Statistics (as of Sep 09, 2013)
All games

SCORING	----- PATs -----								
	TD	FGs	Kick	Rush	Rcv	Pass	DXP	Saf	Points
Brown, Courtney	2	0-0	0-0	0-0	0	0-0	0	0	12
Barrick, Christopher	0	2-4	4-4	0-0	0	0-0	0	0	10
Thurmond, Greg	1	0-0	0-0	0-0	0	0-0	0	0	6
Smiley, De'Auntre	1	0-0	0-0	0-0	0	0-0	0	0	6
Hebert, Johnta'	1	0-0	0-0	0-0	0	0-0	0	0	6
Smith, Amir	0	0-0	0-0	0-1	0	0-0	0	0	0
Total.....	5	2-4	4-4	0-1	0	0-0	0	0	40
Opponents.....	5	2-4	5-5	0-0	0	0-0	0	0	41

TOTAL OFFENSE	G	Plays	Rush	Pass	Total	Avg/G
Lovelocke, Jerry	2	70	21	402	423	211.5
Smiley, De'Auntre	2	29	26	106	132	66.0
Brown, Courtney	2	21	118	0	118	59.0
Hebert, Johnta'	2	18	65	0	65	32.5
Castillo, Levon	2	1	1	0	1	0.5
Team	2	5	-2	0	-2	-1.0
Curry, Josh	1	1	-2	0	-2	-2.0
Total.....	2	145	227	508	735	367.5
Opponents.....	2	135	395	273	668	334.0

FIELD GOALS	FGM-FGA	Pct	01-19	20-29	30-39	40-49	50-99	Lg	Blk
Barrick, C.	2-4	50.0	0-0	0-0	1-3	1-1	0-0	47	1

FG SEQUENCE	Prairie View A&M	OPPONENTS
Texas Southern Tiger	36,(37)	(18),(34)
Texas State	32,(47)	64,54

Numbers in (parentheses) indicate field goal was made.

PUNTING	No.	Yds	Avg	Long	TB	FC	I20	Blkd
Jatzlau, Travis	9	390	43.3	54	2	1	4	0
Total.....	9	390	43.3	54	2	1	4	0
Opponents.....	12	537	44.8	59	2	0	3	0

KICKOFFS	No.	Yds	Avg	TB	OB	Retn	Net	YdLn
Barrick, Christopher	7	370	52.9	1	0			
Cottingham, Michael	2	130	65.0	0	0			
Total.....	9	500	55.6	1	0	181	33.2	31
Opponents.....	9	562	62.4	5	1	89	41.4	23

Prairie View A&M Panther Football
Prairie View A&M Overall Individual Statistics (as of Sep 09, 2013)
All games

ALL PURPOSE	G	Rush	Rec	PR	KOR	IR	Tot	Avg/G
Brown, Courtney	2	118	89	0	0	0	207	103.5
Hebert, John'ta'	2	65	17	0	89	0	171	85.5
Dunlap, Gabe	2	0	63	89	0	0	152	76.0
Cooper, Deandre	2	0	115	0	0	0	115	57.5
Thurmond, Greg	2	0	74	0	0	0	74	37.0
Anderson, Jacoby	2	0	55	0	0	0	55	27.5
Primes, Robert	2	0	38	0	0	0	38	19.0
Gant, Patrick	2	0	49	-18	0	0	31	15.5
Smiley, De'Auntre	2	26	0	0	0	0	26	13.0
Lovelocke, Jerry	2	21	0	0	0	0	21	10.5
Grant, Adrien	1	0	0	0	0	13	13	13.0
Hartaway, Keith	2	0	8	0	0	0	8	4.0
Castillo, Levon	2	1	0	0	0	0	1	0.5
Curry, Josh	1	-2	0	0	0	0	-2	-2.0
Team	2	-2	0	0	0	0	-2	-1.0
Total.....	2	227	508	71	89	13	908	454.0
Opponents.....	2	395	273	26	181	0	875	437.5

Prairie View A&M Panther Football

Prairie View A&M Overall Defensive Statistics (as of Sep 09, 2013)
All games

DEFENSIVE LEADERS	-----Tackles-----				-Sacks-		---Pass Def---			-Fumbles-		Blkd	
	GP	Solo	Ast	Total	TFL/Yds	No-Yds	Int-Yds	BrUp	QBH	Rcv-Yds	FF	Kick	Saf
11 Raheem Cardwell	2	15	5	20	1.0-1
40 Howard, Jerome	2	9	7	16	3.5-13	1.5-5	.	1	1	.	1	.	.
15 Bryant, Jamespaul	2	11	3	14	2.0-15	2.0-15	.	.	1	1-0	.	.	.
29 Johnson, Deitrich	2	7	6	13
55 Obi, Chuck	2	5	6	11	.	.	.	2
24 Brown II, Foster	2	7	2	9	0.5-1
31 Jackson, Robert	2	3	5	8
20 Metcalf, David	2	6	1	7	.	.	1-0
34 Holley, Joshua	2	3	2	5	.	.	.	1
92 Newton, Brock	2	4	1	5	2.0-11	1.0-8	1	.	.
97 Daniels, Michael	2	1	3	4
98 Patterson-Ramsey, Da	2	.	4	4	0.5-2	0.5-2
22 Gardiner, Desmond	2	3	1	4	1.0-6	1.0-6
99 Williamson, Meshak	2	1	3	4	.	1.5-0	.	.	.	1-0	.	.	.
90 Porotesano, Liki	2	1	1	2	0.5-2	0.5-2	.	.	1
47 Castillo, Levon	2	1	1	2	1	.
10 Smith, Amir	2	2	.	2	2.0-20	.	.	1
54 Medina, Brandon	1	1	.	1
60 Arredondo, JR	1	1	.	1
48 Mordi, Ekene	1	1	.	1	1.0-8	1	.	.
32 Lasalle, Keylon	2	1	.	1
17 Barrick, Christopher	2	1	.	1
53 Brownell, Danny	1	.	1	1
23 Grant, Adrien	1	1-13
Total.....	2	84	52	136	14-79	8-38	2-13	5	3	2-0	3	1	.
Opponents.....	2	95	41	136	8-25	2-9	.	9	1	3-0	3	1	.

Prairie View A&M Football

Prairie View A&M Combined Team Statistics (as of Sep 09, 2013)

All games

RECORD:	OVERALL	HOME	AWAY	NEUTRAL
ALL GAMES.....	(1-1-0)	(0-0-0)	(1-1-0)	(0-0-0)
CONFERENCE.....	(1-0-0)	(0-0-0)	(1-0-0)	(0-0-0)
NON-CONFERENCE.....	(0-1-0)	(0-0-0)	(0-1-0)	(0-0-0)

DATE	OPPONENT	W/L	SCORE	ATTEND
*Aug 31, 2013 at Texas Southern Tiger		W	37-13	18361
Sep 07, 2013 at Texas State		L	3-28	20136

* denotes conference game

RUSHING	GP-GS	Att	Gain	Loss	Net	Avg	TD	Long	Avg/G
Brown, Courtney	2-0	21	120	2	118	5.6	2	22	59.0
Hebert, Johnta'	2-2	18	65	0	65	3.6	1	10	32.5
Smiley, D.	2-0	10	33	7	26	2.6	1	15	13.0
Lovelocke, J.	2-2	4	26	5	21	5.2	0	11	10.5
Castillo, Levon	2-0	1	1	0	1	1.0	0	1	0.5
Team	2-0	5	0	2	-2	-0.4	0	0	-1.0
Curry, Josh	1-0	1	0	2	-2	-2.0	0	0	-2.0
Total.....	2	60	245	18	227	3.8	4	22	113.5
Opponents.....	2	87	528	133	395	4.5	4	77	197.5

PASSING	GP-GS	Effic	Cmp-Att-Int	Pct	Yds	TD	Lng	Avg/G
Lovelocke, J.	2-2	125.86	46-66-0	69.7	402	1	29	201.0
Smiley, D.	2-0	115.28	13-19-0	68.4	106	0	20	53.0
Total.....	2	123.50	59-85-0	69.4	508	1	29	254.0
Opponents.....	2	98.40	25-48-2	52.1	273	1	30	136.5

RECEIVING	GP-GS	No.	Yds	Avg	TD	Long	Avg/G
Cooper, Deandre	2-2	14	115	8.2	0	20	57.5
Dunlap, Gabe	2-2	11	63	5.7	0	12	31.5
Anderson, J.	2-1	8	55	6.9	0	12	27.5
Brown, Courtney	2-0	6	89	14.8	0	29	44.5
Thurmond, Greg	2-2	5	74	14.8	1	29	37.0
Gant, Patrick	2-0	5	49	9.8	0	16	24.5
Hebert, Johnta'	2-2	5	17	3.4	0	11	8.5
Primes, Robert	2-0	4	38	9.5	0	14	19.0
Hartaway, Keith	2-0	1	8	8.0	0	8	4.0
Total.....	2	59	508	8.6	1	29	254.0
Opponents.....	2	25	273	10.9	1	30	136.5

FIELD GOALS	FGM-FGA	Pct	01-19	20-29	30-39	40-49	50-99	Lg	Blk
Barrick, C.	2-4	50.0	0-0	0-0	1-3	1-1	0-0	47	1

SCORING	TD	FGs	Kick	Rush	Rcv	Pass	DXP	Saf	Points
Brown, Courtney	2	0-0	0-0	0-0	0	0-0	0	0	12
Barrick, C.	0	2-4	4-4	0-0	0	0-0	0	0	10
Hebert, Johnta'	1	0-0	0-0	0-0	0	0-0	0	0	6
Smiley, D.	1	0-0	0-0	0-0	0	0-0	0	0	6
Thurmond, Greg	1	0-0	0-0	0-0	0	0-0	0	0	6
Smith, Amir	0	0-0	0-0	0-1	0	0-0	0	0	0
Total.....	5	2-4	4-4	0-1	0	0-0	0	0	40
Opponents.....	5	2-4	5-5	0-0	0	0-0	0	0	41

SCORE BY QUARTERS	1st	2nd	3rd	4th	Total
Prairie View A&M....	13	7	10	10	40
Opponents.....	24	10	7	0	41

TOTAL OFFENSE	G	Plays	Rush	Pass	Total	Avg/G
Lovelocke, J.	2	70	21	402	423	211.5
Smiley, D.	2	29	26	106	132	66.0
Brown, Courtney	2	21	118	0	118	59.0
Hebert, Johnta'	2	18	65	0	65	32.5
Castillo, Levon	2	1	1	0	1	0.5
Total.....	2	145	227	508	735	367.5
Opponents.....	2	135	395	273	668	334.0

TEAM STATISTICS	PVAM	OPP
FIRST DOWNS.....	46	36
Rushing.....	16	21
Passing.....	27	12
Penalty.....	3	3
RUSHING YARDAGE.....	227	395
Yards gained rushing...	245	528
Yards lost rushing....	18	133
Rushing Attempts.....	60	87
Average Per Rush.....	3.8	4.5
Average Per Game.....	113.5	197.5
TDs Rushing.....	4	4
PASSING YARDAGE.....	508	273
Att-Comp-Int.....	85-59-0	48-25-2
Average Per Pass.....	6.0	5.7
Average Per Catch.....	8.6	10.9
Average Per Game.....	254.0	136.5
TDs Passing.....	1	1
TOTAL OFFENSE.....	735	668
Total Plays.....	145	135
Average Per Play.....	5.1	4.9
Average Per Game.....	367.5	334.0
KICK RETURNS: #-YARDS....	2-89	7-181
PUNT RETURNS: #-YARDS....	6-71	2-26
INT RETURNS: #-YARDS....	2-13	0-0
FUMBLES-LOST.....	3-3	6-2
PENALTIES-YARDS.....	15-150	20-139
PUNTS-AVG.....	9-43.3	12-44.8
TIME OF POSSESSION/GAME..	24:47	35:13
3RD-DOWN CONVERSIONS.....	16/30	14/31
4TH-DOWN CONVERSIONS.....	1/3	1/1

INTERCEPTIONS	No.	Yds	Avg	TD	Long
Grant, Adrien	1	13	13.0	0	13
Metcalf, David	1	0	0.0	0	0
Total.....	2	13	6.5	0	13
Opponents.....	0	0	0.0	0	0

PUNTING	No.	Yds	Avg	Long	TB	FC	I20	Blkd
Jatzlau, Travis	9	390	43.3	54	2	1	4	0
Total.....	9	390	43.3	54	2	1	4	0
Opponents.....	12	537	44.8	59	2	0	3	0

PUNT RETURNS	No.	Yds	Avg	TD	Long
Dunlap, Gabe	4	89	22.2	0	34
Gant, Patrick	2	-18	-9.0	0	7
Total.....	6	71	11.8	0	34
Opponents.....	2	26	13.0	0	19

KICK RETURNS	No.	Yds	Avg	TD	Long
Hebert, Johnta'	2	89	44.5	0	58
Total.....	2	89	44.5	0	58
Opponents.....	7	181	25.9	0	45

ALL PURPOSE	G	Rush	Rec	PR	KOR	IR	Tot	Avg/G
Brown, Courtney	2	118	89	0	0	0	207	103.5
Hebert, Johnta'	2	65	17	0	89	0	171	85.5
Dunlap, Gabe	2	0	63	89	0	0	152	76.0
Cooper, Deandre	2	0	115	0	0	0	115	57.5
Thurmond, Greg	2	0	74	0	0	0	74	37.0
Total.....	2	227	508	71	89	13	908	454.0
Opponents.....	2	395	273	26	181	0	875	437.5

DEFENSIVE LEADERS	GP	Solo	Ast	Total	TFL/Yds	No-Yds	Int-Yds	BrUp	QBH	Rcv-Yds	FF	Kick	Saf
11 Cardwell, R.	2	15	5	20	1.0-1
40 Howard, Jerome	2	9	7	16	3.5-13	1.5-5	.	1	1	.	1	.	.
15 Bryant, J.	2	11	3	14	2.0-15	2.0-15	.	.	1	1-0	.	.	.

Prairie View A&M Panther Football
 Prairie View A&M Game Superlatives (as of Sep 09, 2013)
 All games

INDIVIDUAL GAME HIGHS

Rushes.....	14	Brown, Courtney at Texas Southern Tiger (Aug 31, 2013)
Yards Rushing.....	98	Brown, Courtney at Texas Southern Tiger (Aug 31, 2013)
TD Rushes.....	2	Brown, Courtney at Texas Southern Tiger (Aug 31, 2013)
Long Rush.....	22	Brown, Courtney at Texas Southern Tiger (Aug 31, 2013)
Pass attempts.....	39	Lovelocke, Jerry at Texas Southern Tiger (Aug 31, 2013)
Pass completions....	30	Lovelocke, Jerry at Texas Southern Tiger (Aug 31, 2013)
Yards Passing.....	283	Lovelocke, Jerry at Texas Southern Tiger (Aug 31, 2013)
TD Passes.....	1	Lovelocke, Jerry at Texas Southern Tiger (Aug 31, 2013)
Long Pass.....	29	Lovelocke, Jerry at Texas Southern Tiger (Aug 31, 2013)
Receptions.....	8	Dunlap, Gabe at Texas Southern Tiger (Aug 31, 2013) Cooper, Deandre at Texas State (Sep 07, 2013)
Yards Receiving.....	85	Brown, Courtney at Texas Southern Tiger (Aug 31, 2013)
TD Receptions.....	1	Thurmond, Greg at Texas Southern Tiger (Aug 31, 2013)
Long Reception.....	29	Brown, Courtney at Texas Southern Tiger (Aug 31, 2013) Thurmond, Greg at Texas Southern Tiger (Aug 31, 2013)
Field Goals.....	1	Barrick, Christopher at Texas Southern Tiger (Aug 31, 2013) Barrick, Christopher at Texas State (Sep 07, 2013)
Long Field Goal.....	47	Barrick, Christopher at Texas State (Sep 07, 2013)
Punts.....	5	Jatzlau, Travis at Texas State (Sep 07, 2013)
Punting Avg.....	45.2	Jatzlau, Travis at Texas Southern Tiger (Aug 31, 2013)
Long Punt.....	54	Jatzlau, Travis at Texas Southern Tiger (Aug 31, 2013)
Long Punt Return....	34	Dunlap, Gabe at Texas Southern Tiger (Aug 31, 2013)
Long Kickoff Return.	58	Hebert, Johnta' at Texas Southern Tiger (Aug 31, 2013)
Tackles.....	12	Raheem Cardwell at Texas Southern Tiger (Aug 31, 2013)
Sacks.....	1.0	Bryant, Jamespaul at Texas Southern Tiger (Aug 31, 2013) Newton, Brock at Texas Southern Tiger (Aug 31, 2013) Bryant, Jamespaul at Texas State (Sep 07, 2013) Gardiner, Desmond at Texas State (Sep 07, 2013) Howard, Jerome at Texas State (Sep 07, 2013) Williamson, Meshak at Texas State (Sep 07, 2013)
Tackles For Loss....	2.0	Smith, Amir at Texas Southern Tiger (Aug 31, 2013) Newton, Brock at Texas Southern Tiger (Aug 31, 2013) Howard, Jerome at Texas State (Sep 07, 2013)
Interceptions.....	1	Metcalf, David at Texas Southern Tiger (Aug 31, 2013) Grant, Adrien at Texas Southern Tiger (Aug 31, 2013)

Prairie View A&M Panther Football
 Prairie View A&M Game Superlatives (as of Sep 09, 2013)
 All games

TEAM GAME HIGHS

Rushes.....	35	at Texas	Southern Tiger	(Aug 31, 2013)
Yards Rushing.....	172	at Texas	Southern Tiger	(Aug 31, 2013)
Yards Per Rush.....	4.9	at Texas	Southern Tiger	(Aug 31, 2013)
TD Rushes.....	4	at Texas	Southern Tiger	(Aug 31, 2013)
Pass attempts.....	43	at Texas	Southern Tiger	(Aug 31, 2013)
Pass completions....	33	at Texas	Southern Tiger	(Aug 31, 2013)
Yards Passing.....	316	at Texas	Southern Tiger	(Aug 31, 2013)
Yards Per Pass.....	7.3	at Texas	Southern Tiger	(Aug 31, 2013)
TD Passes.....	1	at Texas	Southern Tiger	(Aug 31, 2013)
Total Plays.....	78	at Texas	Southern Tiger	(Aug 31, 2013)
Total Offense.....	488	at Texas	Southern Tiger	(Aug 31, 2013)
Yards Per Play.....	6.3	at Texas	Southern Tiger	(Aug 31, 2013)
Points.....	37	at Texas	Southern Tiger	(Aug 31, 2013)
Sacks By.....	4	at Texas	Southern Tiger	(Aug 31, 2013)
		at Texas	State	(Sep 07, 2013)
First Downs.....	28	at Texas	Southern Tiger	(Aug 31, 2013)
Penalties.....	8	at Texas	State	(Sep 07, 2013)
Penalty Yards.....	91	at Texas	Southern Tiger	(Aug 31, 2013)
Turnovers.....	2	at Texas	Southern Tiger	(Aug 31, 2013)
Interceptions By....	2	at Texas	Southern Tiger	(Aug 31, 2013)

Prairie View A&M Panther Football
 Prairie View A&M Game Superlatives (as of Sep 09, 2013)
 All games

OPPONENT INDIVIDUAL GAME HIGHS

Rushes.....	15	Porter, Daveonn, at Texas Southern Tiger (Aug 31, 2013) Causey, Homer, at Texas Southern Tiger (Aug 31, 2013)
Yards Rushing.....	132	Nutall, Chris, at Texas State (Sep 07, 2013)
TD Rushes.....	2	Nutall, Chris, at Texas State (Sep 07, 2013)
Long Rush.....	77	Nutall, Chris, at Texas State (Sep 07, 2013)
Pass attempts.....	21	Arndt, Tyler, at Texas State (Sep 07, 2013)
Pass completions....	14	Arndt, Tyler, at Texas State (Sep 07, 2013)
Yards Passing.....	147	Arndt, Tyler, at Texas State (Sep 07, 2013)
TD Passes.....	1	Causey, Homer, at Texas Southern Tiger (Aug 31, 2013)
Long Pass.....	30	Causey, Homer, at Texas Southern Tiger (Aug 31, 2013)
Receptions.....	4	Cross, Malik, at Texas Southern Tiger (Aug 31, 2013)
Yards Receiving.....	53	Shipman, Dedric, at Texas Southern Tiger (Aug 31, 2013)
TD Receptions.....	1	Shipman, Dedric, at Texas Southern Tiger (Aug 31, 2013)
Long Reception.....	30	Shipman, Dedric, at Texas Southern Tiger (Aug 31, 2013)
Field Goals.....	2	Medina, Eric, at Texas Southern Tiger (Aug 31, 2013)
Long Field Goal.....	34	Medina, Eric, at Texas Southern Tiger (Aug 31, 2013)
Punts.....	7	Carter, Cory, at Texas Southern Tiger (Aug 31, 2013)
Punting Avg.....	58.0	Johnson, Will, at Texas State (Sep 07, 2013)
Long Punt.....	59	Robinson, Zach, at Texas State (Sep 07, 2013)
Long Punt Return....	19	Erickson, Andy, at Texas State (Sep 07, 2013)
Long Kickoff Return.	45	Silas, Remond, at Texas Southern Tiger (Aug 31, 2013)
Tackles.....	14	Trahan, Darveon, at Texas Southern Tiger (Aug 31, 2013)
Sacks.....	1.5	Orakpo, Michael, at Texas State (Sep 07, 2013)
Tackles For Loss....	2.0	Mims, II, David, at Texas State (Sep 07, 2013)
Interceptions.....	0	

Prairie View A&M Panther Football
Prairie View A&M Game Superlatives (as of Sep 09, 2013)
All games

OPPONENT TEAM GAME HIGHS

Rushes.....	44	at Texas Southern Tiger (Aug 31, 2013)
Yards Rushing.....	242	at Texas State (Sep 07, 2013)
Yards Per Rush.....	5.6	at Texas State (Sep 07, 2013)
TD Rushes.....	4	at Texas State (Sep 07, 2013)
Pass attempts.....	27	at Texas State (Sep 07, 2013)
Pass completions....	17	at Texas State (Sep 07, 2013)
Yards Passing.....	166	at Texas State (Sep 07, 2013)
Yards Per Pass.....	6.1	at Texas State (Sep 07, 2013)
TD Passes.....	1	at Texas Southern Tiger (Aug 31, 2013)
Total Plays.....	70	at Texas State (Sep 07, 2013)
Total Offense.....	408	at Texas State (Sep 07, 2013)
Yards Per Play.....	5.8	at Texas State (Sep 07, 2013)
Points.....	28	at Texas State (Sep 07, 2013)
Sacks By.....	2	at Texas State (Sep 07, 2013)
First Downs.....	21	at Texas State (Sep 07, 2013)
Penalties.....	11	at Texas State (Sep 07, 2013)
Penalty Yards.....	86	at Texas State (Sep 07, 2013)
Turnovers.....	4	at Texas Southern Tiger (Aug 31, 2013)
Interceptions By....	0	

Prairie View A&M Panther Football
Prairie View A&M Red-Zone Results (as of Sep 09, 2013)
All games

Prairie View A&M Inside Opponent Red-Zone

Date	Opponent	Score	Times	Times	Total	Rush		Pass	FGs	---- Failed to score inside RZ ----					
			In RZ	Scored	Pts	TDs	TDs	TDs	Made	FGA	Downs	Int	Fumb	Half	Game
*Aug 31	at Texas Southern Tiger	W 37-13	7	6	37	5	4	1	1	1	0	0	0	0	0
Sep 07	at Texas State.....	L 3-28	3	0	0	0	0	0	0	1	1	0	1	0	0
Totals			10	6	37	5	4	1	1	2	1	0	1	0	0
6 of 10 (60.0%)															

Opponents Inside Prairie View A&M Red-Zone

Date	Opponent	Score	Times	Times	Total	Rush		Pass	FGs	---- Failed to score inside RZ ----					
			In RZ	Scored	Pts	TDs	TDs	TDs	Made	FGA	Downs	Int	Fumb	Half	Game
*Aug 31	at Texas Southern Tiger	W 37-13	3	2	6	0	0	0	2	0	0	1	0	0	0
Sep 07	at Texas State.....	L 3-28	3	3	21	3	3	0	0	0	0	0	0	0	0
Totals			6	5	27	3	3	0	2	0	0	1	0	0	0
5 of 6 (83.3%)															